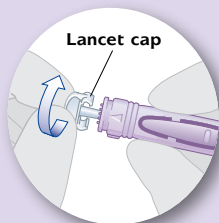


How to use Unistik® 3

Pre-set single use
safety lancets



Lancet cap

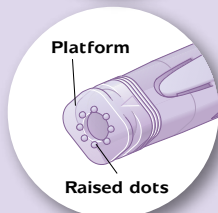
Twist cap to "Unlock" and continue to twist until cap separates easily from lancet body. **DO NOT PULL!**



A

B

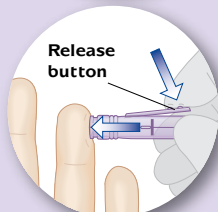
Choose a sample site.



Platform

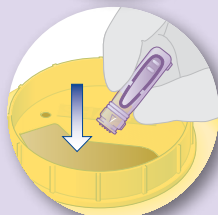
Raised dots

Press platform firmly against chosen site.



Release button

Press release button.



Dispose of in a suitable sharps container.



The Unistik 3 range of single use safety lancets has 4 models for use across all clinical environments.

Unistik® 3 Comfort

LOW FLOW

For frequent blood glucose testing.

Gauge: 28G. Depth: 1.8mm

Box of 25: AT1048

Box of 50: AT1047

Box of 100: AT1042

Box of 200: AT1044

Bulk 1000: AT1043



Unistik® 3 Normal

MEDIUM BLOOD FLOW

For blood glucose and standard testing.

Gauge: 23G. Depth: 1.8mm

Box of 25: AT1008

Box of 50: AT1007

Box of 100: AT1002

Box of 200: AT1004

Bulk 1000: AT1003



Unistik® 3 Extra

HIGH BLOOD FLOW

For larger samples.

Gauge: 21G. Depth: 2.0mm

Box of 100: AT1012

Box of 200: AT1014

Bulk 1000: AT1013



Unistik® 3 Dual

HIGH FLOW FINGERSTICKS
LOW FLOW HEELSTICKS

Gauge: 18G. Depth: 1.8mm

Box of 100: AT1062

Box of 200: AT1064

Bulk 1000: AT1063



AT1042/MCC/0306/7/US



OWEN MUMFORD

www.owenmumford.com

NORTH AMERICA

Owen Mumford Inc

1755 West Oak Commons Court

Marietta, Georgia 30062, USA

T : 800-421-6936 F : 770-977-2866

E : info@owenmumfordinc.com